


« Excellence »

by

SolidPool[®]
Any Shape, Size and Finish



**Compact
filtration
unit**

A CONCRETE CONCEPT YOU WILL LOVE !



- The large skimmer provides important skimming, the pivoting panel retains the debris, then the water passes through the basket that has a pre-filter to stop the larger impurities (needles, leaves ...)

- Discreet, perfectly integrated into the pool.

Clean water is aspirated by the pump and pumped into the basin through a double venturi nozzle spa with increased flow up to 30 m³ / h!

Powerful up to 20 m³ / h of filtration to pool up to 100 m³.

- Whirlpool with integrated massage.

- Ease of maintenance, a single monthly cleaning of the filter is usually sufficient.



**Energy saver !
Water saver !
Ecological !**

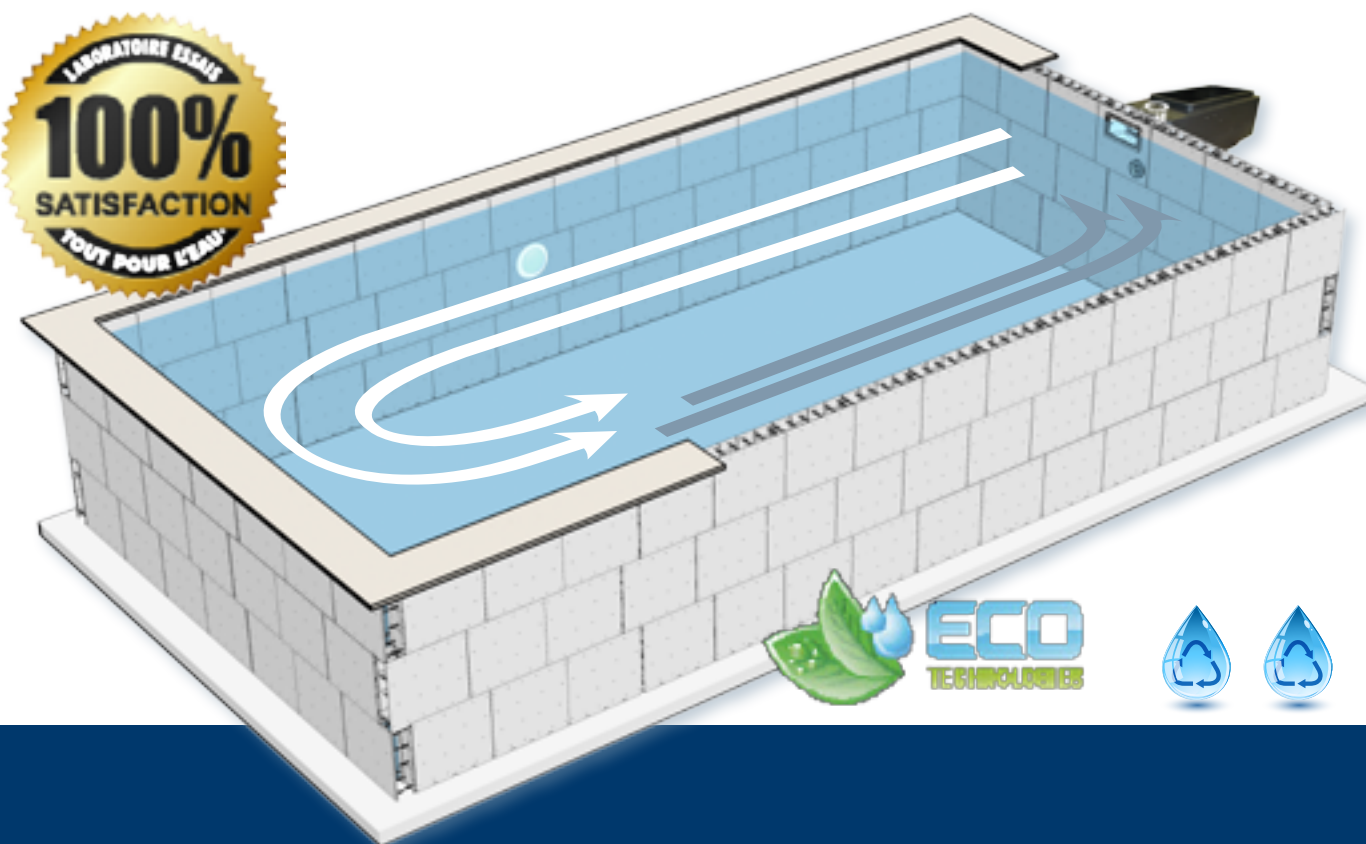
- Energy efficient, low pressure drop because any significant length of piping to circulate the water.

- Saving water, no washing filter sewer (250 liters / week for a conventional sand filtration).

- Low engine power!

- Environmentally friendly, no water discharge treated sewage.

- Extra-fine filtration 15μ! compared to 40μ a sand filtration. With the tablet flocculant is approaching 5 μ finesse! Very low consumer products.



Powerful Jet strim !




Easy and efficient

Taking advantage of a unique system of twin ventury, the Turbo jet adds to the amount of water supplied by the pump.

It sucks in the pool so as to double the normal rate. If the pump delivers up to 15M3/h, the Turbo jet will increase the rate up to 30M3/h providing free and a very large amount of water that can be used for any massage.

Turbo Jet may be used with or without air intake. Its design is such that it requires only a low flow to be operational.



AIR CONTROL

Allows control of air flow mixed with water

TURBO JET

The pleasure of a whirlpool bath !

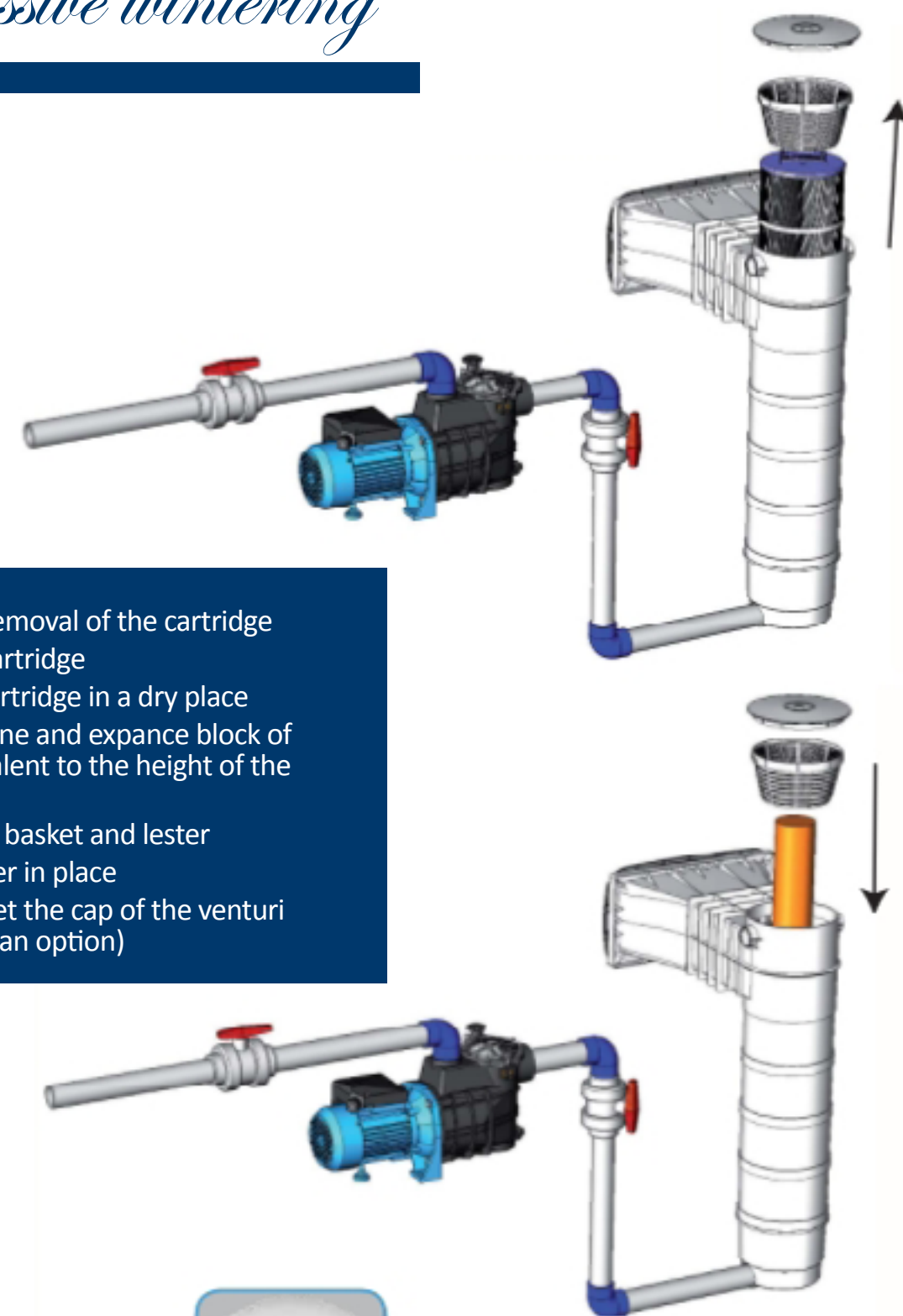
Turbo Jet allows you to enjoy the pleasure that a powerful jet whirlpool with or without air bubbles.

With its dual venturi effect, the discharge nozzle significantly increases the waterflow and creates a whirlpool effect particularly pleasant.

Energy saver !
Water saver !
Ecological !



The passive wintering



- 1 - Complete removal of the cartridge
- 2 - Clean the cartridge
- 3 - Store the cartridge in a dry place
- 4 - Set up a scene and expanse block of a length equivalent to the height of the cartridge
- 5 - Replace the basket and lester
- 6 - Put the cover in place
- 7 - Do not forget the cap of the venturi nozzle (sold as an option)

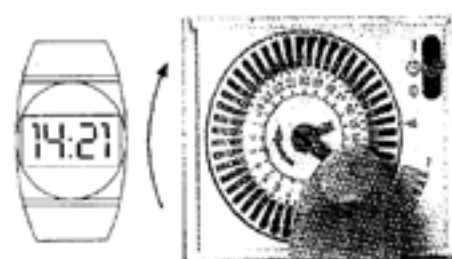


Do not forget the venturi nozzle cap (optional)

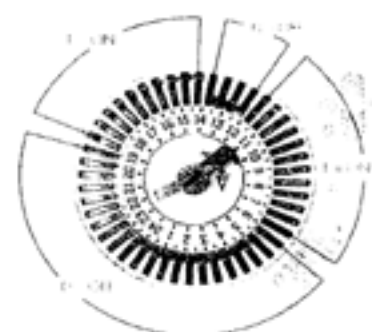
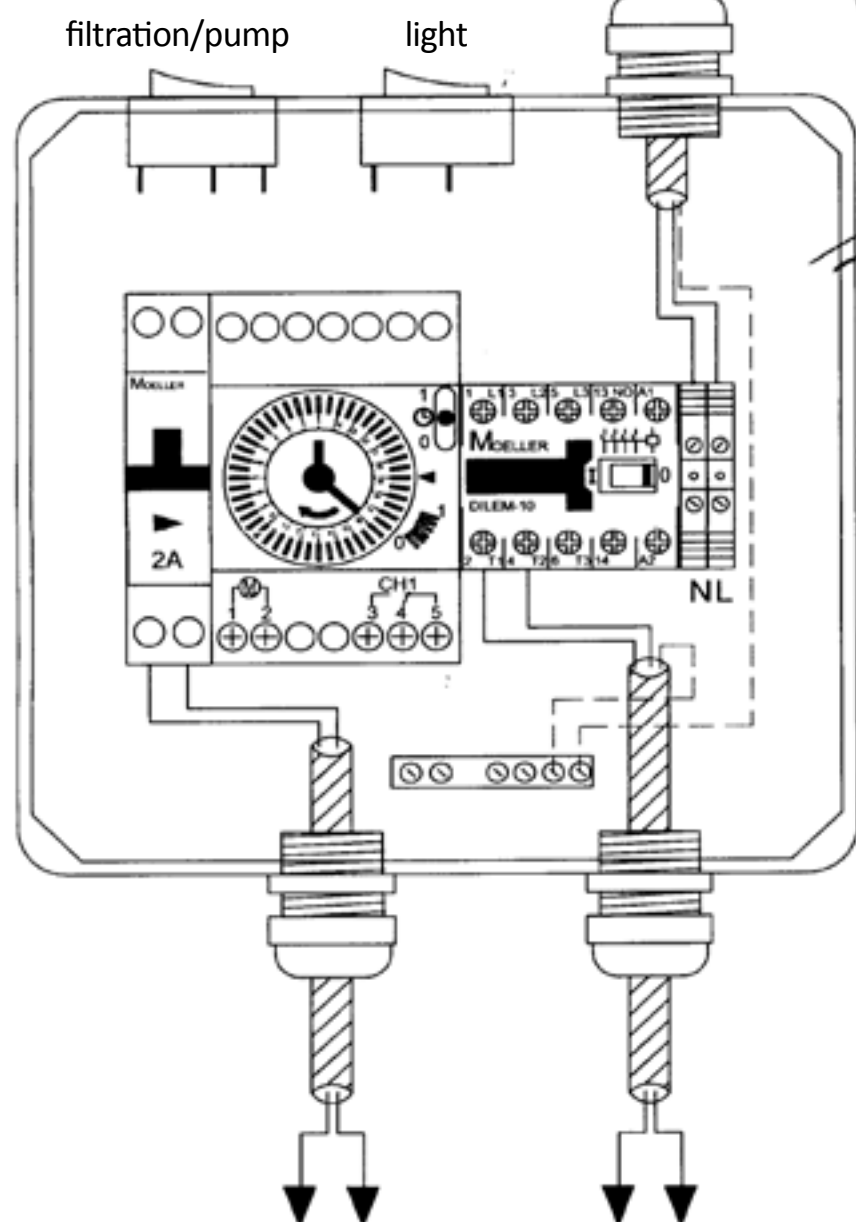
Electric box

WARNING : ELECTRICAL CONNECTION
MUST BE MADE BY A COMPETENT
PROFESSIONAL RESPECT OF THE
STANDARD C-1500

Power supply 230V
Predict differential protection
+ 30 mA circuit breaker
type C16A



Adjust of the hour



Adjust of the working time

To lightning transformer Filtration pump 1.1kW 5A



Inside the Excellence Compact filtration unit



Control box and pump protection with clock



Filter switch : Manual OFF-AUTO/Switch light



12V 100VA transformer for 1/2 LED



Connectors transofrmer 12V/100VA

